

BACK TO SCHOOL GUIDE *2025-2026*



DISCOVERING EXCELLENCE

CLARKSVILLE
COMMUNITY SCHOOLS

ATTENDANCE MATTERS



+ It's the law! →



ONE DAY → ONE WEEK → ONE MONTH → ONE YEAR



EVERY tardy
EVERY early check-out
+ **EVERY** absence

EVERY MINUTE COUNTS
towards staying on grade level.



Registration



Current Family Re-registration

Families with students who are currently enrolled and planning to attend a CCSC school next year should log in to their [Campus Portal account](#) to online registration. Select "more" from the drop down box on the left and select "online registration". If you have a new student (grades KG-12) to enroll for next year, you will add that student to the application with your existing students on the "Student" tab in the application.

If you are a returning family who needs to register a new student for the current school year, you should log in to the [Campus Portal](#) and add that student using the "New Student Registration" button in Online Registration. Be sure that you choose the appropriate school year from the drop-down box.

If you do not have a Campus Portal account, contact your school to get your Activation Key.

If you have forgotten your username or password, use the links on the Campus Portal login page to recover that information. If you need assistance after that, call the school.

New Family Registration

[Application](#)



[Non-Resident
Transfer Form](#)



You should pre-register your student (grades KG-12) via our online registration system prior to your appointment. Be sure to select the correct year in the "Registration Year" box. If you are the parent of an incoming Kindergarten student, you can find more information [here](#).

Only one application needs to be completed per family. Once your application has been submitted, please contact the appropriate school(s) for next steps. For a smooth registration process, please gather all necessary paperwork- including child's birth certificate, immunization records, proof of residency and special scheduling documentation (IEPs, 504 plans, etc.).



Clarksville Community Schools

2025 - 2026 School Calendar

Teacher Only

Grading Period Ends

No School

Make Up Day

July 2025

S	M	T	W	Th	F	S
		1	2	3	4	5
6	7	8	9	10	11	12
13	14	15	16	17	18	19
20	21	22	23	24	25	26
27	28	29	30	31		

July 31st: Teacher Only Day (1/2 Day 11:30a—3:30p)

August 2025

S	M	T	W	Th	F	S
					1	2
3	4	5	6	7	8	9
10	11	12	13	14	15	16
17	18	19	20	21	22	23
24	25	26	27	28	29	30
31						

Aug. 1st & 4th: Teacher Only Days

Aug. 5th: First Student Day

Aug. 20th: Teacher Only—Professional Development

September 2025

S	M	T	W	Th	F	S
	1	2	3	4	5	6
7	8	9	10	11	12	13
14	15	16	17	18	19	20
21	22	23	24	25	26	27
28	29	30				

Sept. 1st: Labor Day (No School)

Sept. 17th: Teacher Only Day

October 2025

S	M	T	W	Th	F	S
			1	2	3	4
5	6	7	8	9	10	11
12	13	14	15	16	17	18
19	20	21	22	23	24	25
26	27	28	29	30	31	

Oct. 3rd: Grading Period Ends

Oct. 6th - 10th: Fall Break

November 2025

S	M	T	W	Th	F	S
						1
2	3	4	5	6	7	8
9	10	11	12	13	14	15
16	17	18	19	20	21	22
23	24	25	26	27	28	29
30						

Nov. 26th - 28th: Thanksgiving Break

December 2025

S	M	T	W	Th	F	S
	1	2	3	4	5	6
7	8	9	10	11	12	13
14	15	16	17	18	19	20
21	22	23	24	25	26	27
28	29	30	31			

Dec. 19th: Grading Period Ends

Dec. 22nd - Jan. 2nd: Holiday Break

January 2026

S	M	T	W	Th	F	S
				1	2	3
4	5	6	7	8	9	10
11	12	13	14	15	16	17
18	19	20	21	22	23	24
25	26	27	28	29	30	31

Jan. 19th: MLK Jr. Day Make-Up Day—if needed

Jan. 5th: Teacher Only—Professional Development

February 2026

S	M	T	W	Th	F	S
1	2	3	4	5	6	7
8	9	10	11	12	13	14
15	16	17	18	19	20	21
22	23	24	25	26	27	28

Feb. 13th: Make-Up Day - if needed

Feb. 16th: Presidents Day—Make-Up Day—if needed

March 2026

S	M	T	W	Th	F	S
1	2	3	4	5	6	7
8	9	10	11	12	13	14
15	16	17	18	19	20	21
22	23	24	25	26	27	28
29	30	31				

Mar. 6th: Grading Period Ends

Mar. 23rd- 27th: Spring Break

Mar. 4th—Teacher Only—Professional Development

April 2026

S	M	T	W	Th	F	S
			1	2	3	4
5	6	7	8	9	10	11
12	13	14	15	16	17	18
19	20	21	22	23	24	25
26	27	28	29	30		

May 2026

S	M	T	W	Th	F	S
					1	2
3	4	5	6	7	8	9
10	11	12	13	14	15	16
17	18	19	20	21	22	23
24	25	26	27	28	29	30
31						

May 21st: Grading Period Ends

May 21st: Last Student Day

May 22nd: Last Teacher Day (1/2 Day (7:30a—11:30a)

Pending Makeup Day

May 22nd: Tentative Graduation Date - 7:00pm


May 26th - 29th: Make-Up Days if Needed

June 2026

S	M	T	W	Th	F	S
	1	2	3	4	5	6
7	8	9	10	11	12	13
14	15	16	17	18	19	20
21	22	23	24	25	26	27
28	29	30				

Board Approved May 13, 2025

Testing Schedule



2025-2026 Indiana Assessment Windows

Assessment	Window Opens	Window Closes
ILEARN Summative		
ILEARN Biology ECA Fall Administration	December 1, 2025	December 19, 2025
ILEARN Biology ECA Winter Administration	February 2, 2026	February 20, 2026
ILEARN 3-8	April 13, 2026	May 8, 2026
ILEARN Biology ECA and Optional U.S. Government ECA Spring Administration ¹	April 13, 2026	May 15, 2026
ILEARN Checkpoints		
ILEARN Checkpoint One ²	September 15, 2025	November 14, 2025
ILEARN Checkpoint Two ²	November 17, 2025	February 6, 2026
ILEARN Checkpoint Three ²	February 9, 2026	April 10, 2026
SAT		
SAT Primary Administration	March 2, 2026	March 13, 2026
PSAT/NMSQT		
PSAT/NMSQT Administration	October 1, 2025	October 31, 2025
IREAD		
IREAD Spring Administration	March 2, 2026	March 13, 2026
IREAD Summer Administration	May 11, 2026	June 26, 2026
I AM		
I AM	March 30, 2026	May 8, 2026
WIDA ACCESS		
WIDA ACCESS Annual Assessments	January 12, 2026	February 27, 2026

¹ The optional ILEARN U.S. Government is an online only test administration.

² The second opportunity for each ILEARN Checkpoint window continues through April 10, 2026.

Weather Guidelines

We know that weather can be unpredictable and sometimes affect our school operations. We want to ensure that you are well-informed about our decision-making process and procedures in case of inclement weather. Our top priority is always the safety and well-being of our students, staff, and families.

Beliefs:

- We believe that school is the best place for students to learn and grow, and we want to minimize any disruptions to their education.
- Parents have the right to make the final decision about sending their children to school or keeping them at home in inclement weather.
- Communication and collaboration are essential for ensuring a smooth and safe school experience for everyone. In the event of a school delay/closure we will notify parents through Infinite Campus via phone, email, and text as well as the local media & social media.

With this in mind, we have prepared a set of guidelines that outlines potential inclement weather situations.



Inclement Weather Guidelines



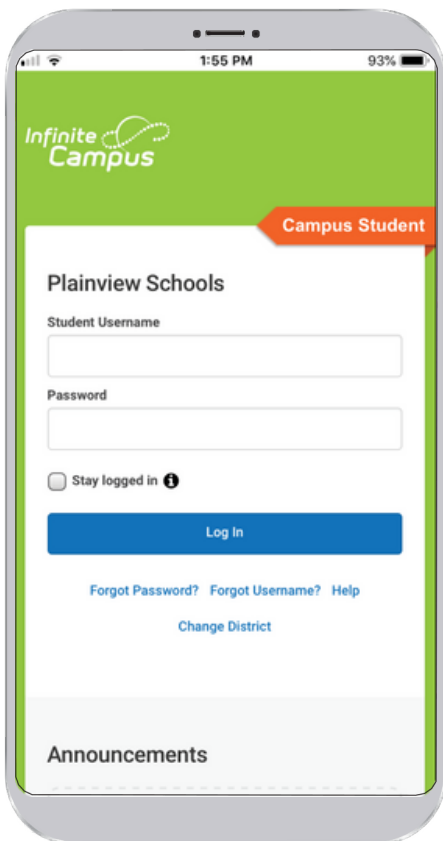
CLARKSVILLE
COMMUNITY SCHOOLS





Getting Started: Campus Student & Campus Parent

Welcome to the new Campus Student and Campus Parent portals! Campus Student and Campus Parent put school information at your fingertips with real-time access to announcements, assignments, attendance, grades, schedules, and more!



Logging in to the App

The Campus Student and Campus Parent apps provide the same tools as the browser version, with the benefit of the option to Stay Logged In and receive push notifications.

1. Download the app from the App Store or Google Play.
2. Search for your District Name and State, entering at least three characters of your district's name to search. Select your district from the list.
3. Enter your Username and Password, provided by your school.
4. If using a secure, private device, mark Stay Logged In to receive mobile push notifications, if enabled by your school.
5. Click Log In!

Logging in from a Web Browser

Students and parents have different login pages.

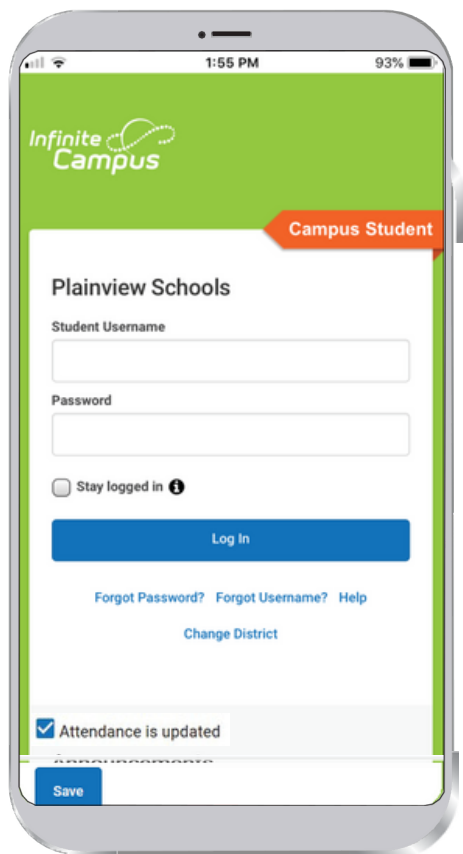
1. Visit www.clarksvilleschools.org, hover over Parents and click Infinite Campus.
2. Click either Campus Parent or Campus Student.
3. Enter the Username and Password that you created.
6. Click Log In!

Have an Activation Key?

CCSC will provide you with an Activation Key. Use this key to create your own user account.

1. If using the Campus Parent mobile app, open the app and search for your District Name and State. Skip to Step 5.
2. If using a web browser, visit www.clarksvilleschools.org, hover over Parents and click Infinite Campus.
3. Click Parent/Student and then click Campus Parent.
4. Click New User?
5. Enter your Activation Key (exactly as it appears, including the Dashes) in the space provided and then click **Submit**
6. Enter a Username and Password and click **Login**

How do I get Notifications?




Notifications are available through the Campus Student and Campus Parent mobile apps. You may need to enable notifications on your device as well, in addition to the app settings.

1. Before you log in, mark Stay Logged In to receive notifications.
2. After logging in, click the user menu in the top right and then click Settings and Notification Settings.
3. From there, indicate which types of notifications you would like to receive and set the threshold for notifications. For example, indicate if you only want to receive Assignment notifications if the score is below 70%.
4. Click Save.

Supported Devices

To use the Campus Student or Campus Parent apps, mobile devices must be on an Android version of 4.4 or later and iOS devices must be on a version of 9.0 or later.



Infinite Campus Mobile Apps can be downloaded through the Apple App Store or Google Play Store

Need help?

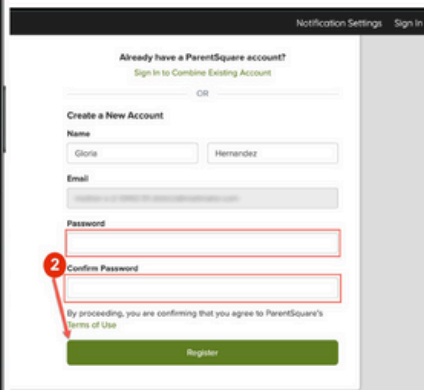
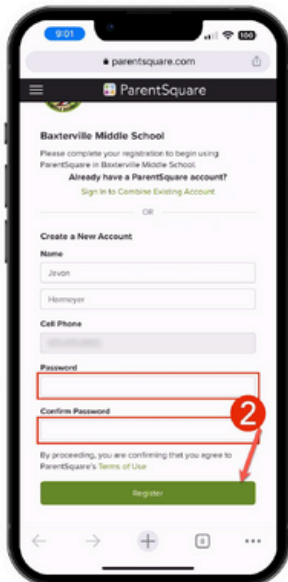
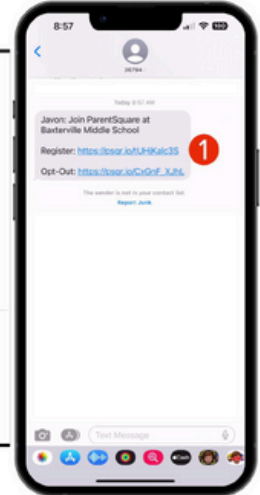
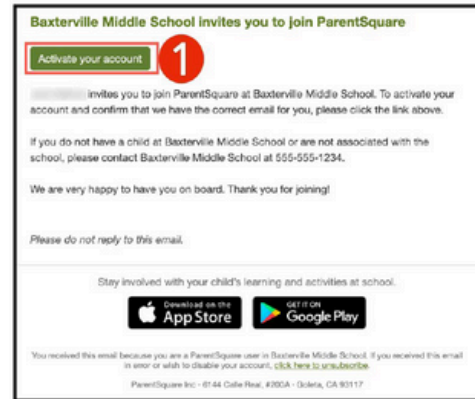
If you're having trouble accessing your account, contact your student's school. They can provide assistance with usernames, passwords, and Activation Keys.

Otherwise, visit infinitecampus.com/connect for troubleshooting tips and more information about the apps.

infinitecampus.com/connect

Parents & Guardians Getting Started Guide

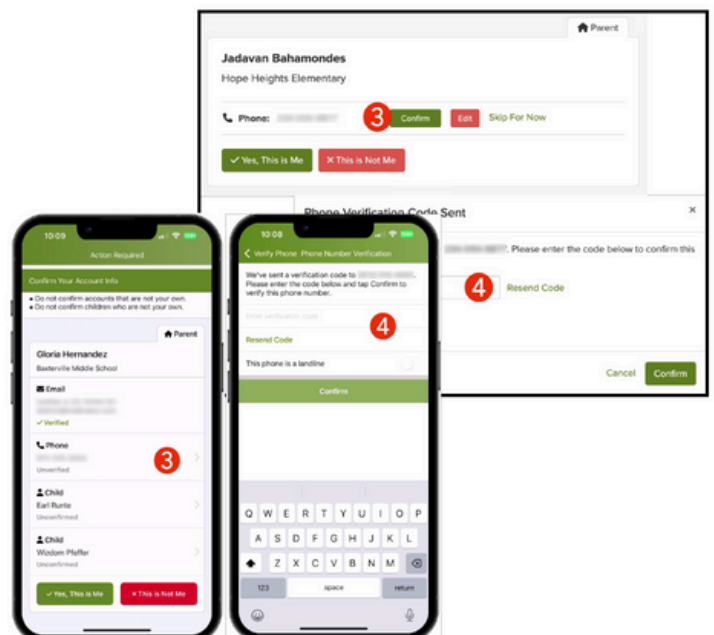
1. Open the invitation email or text. Click **Activate your account** or tap the link to activate your account.

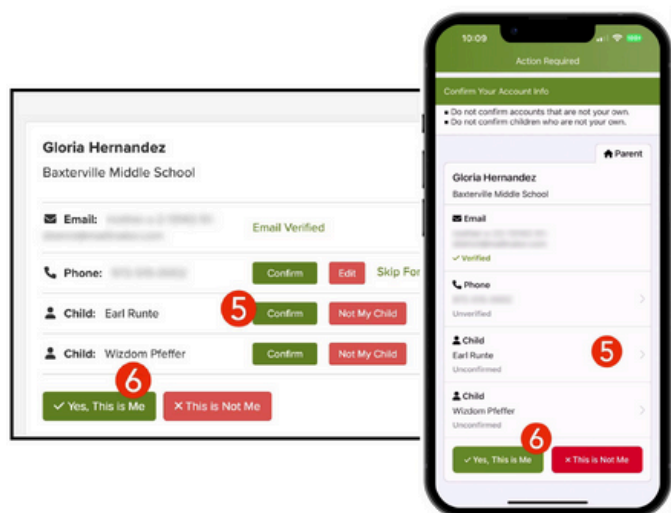


2. Create a Password for your ParentSquare account and click **Register**.

3. Click **Confirm** for your phone number and/or email. A verification code will be sent to the email or phone number.

4. Enter the verification code to confirm.





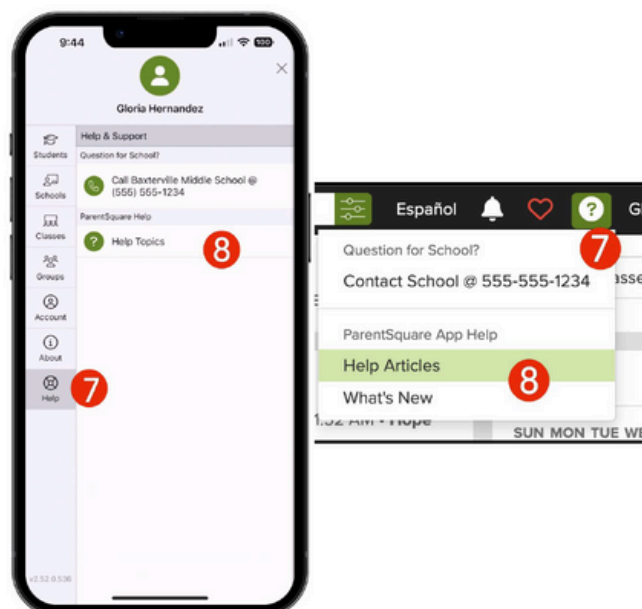
5. Confirm your child(ren) by clicking **Confirm**. Use Not My Child if a child listed is not associated with your account.
6. Select **Yes, This is Me** when you have confirmed your contact information and child(ren) associated with your account.

*Name misspelled?
Wrong email or phone number?
Missing a child on your account?*

Contact your child's school to get this information updated.

Once you are logged in to ParentSquare, you will be able to access self-paced training modules, video resources and help articles to assist you with using ParentSquare.

7. Click ? (Help) for help or your school contact information.
8. Select **Help Articles** to learn how to use ParentSquare.



The ParentSquare apps are free and available in both the Apple iOS and Android stores.



Bus Schedule



Policy:

Students may be assigned to one bus route only. Bus passes for friends or riding a different bus will not be allowed.

If your student rode the bus last year, they have been moved to the new bus roster for the 2025-2026 school year. You do not need to do anything else.



New Riders

New bus riders need to complete [this form](#) to be added to the new bus roster.



Contact

If you have any questions or if you are an out-of-district student who needs transportation, please contact Scott Gardner at sgardner@clarksvilleschools.org or call (812) 280-5015.

	Bus Drop Off	Doors Open	First Bell	Dismiss Bell
CES	7:50	7:45	8:20	3:05 car riders & walkers 3:20 Buses
CMS	7:30	7:30	7:50	2:45
CHS	7:30	7:30	8:00	2:45

Clarksville Elementary School

2025-26 BUS SCHEDULE

****Please have your child at the designated bus stop 5 minutes before the scheduled time.**

Updated July 1, 2025

Bus #9 – Ms. Tabi McCurdy

7:36 Brooks & Sherwood
7:36 Brooks & Marshall
7:36 Orchard & Andalusia
7:38 543 Andalusia
7:37 Andalusia & Appletree
7:39 Appletree & Accrusia
7:42 Wellington & Camden Ct (Cambridge)
7:42 Cambridge & Wellington Ct
7:44 Cambridge & Camden Ct
7:47 Yale Dr, Bldg 707 (River Chase)
7:48 Yale Dr, Bldg 702
7:50 **CLARKSVILLE ELEMENTARY SCHOOL**

Bus #3 – Ms. Sis Ross

7:35 Randolph & Francis
7:37 Howard & Depauw
7:36 Howard & Park
7:38 Park & Stansifer
7:40 Park & Norwood
7:41 Harrison & Loomis
7:42 Harrison & Agnew
7:43 Harrison & Fallsview
7:44 Harrison & Lynda
7:45 Bailey & Kenwood
7:46 Bailey & Francis
7:47 Francis & Lynda
7:50 **CLARKSVILLE ELEMENTARY SCHOOL**

BUS #4 – Ms. Cindy Sebolt

7:32 Orchard & Kensington
7:32 Kensington & Keswick
7:33 Kensington/Gerald & Longfield
7:34 Longfield & Evergreen
7:35 Evergreen & Sunnyside
7:36 Evergreen & Mayfair
7:36 Evergreen & Irving
7:36 Irving & Tucker (Olde Towne Apts.)
7:38 Tucker & Longfield
7:40 Harvard Turnaround Bldg #619
7:41 Longfield & Princeton (River Chase)
7:42 Longfield & Dartmouth
7:44 Little League Blvd & Owens Way
7:50 **CLARKSVILLE ELEMENTARY SCHOOL**

Bus #8 – Driver TBD (K-12)

7:05 Meijer - Jeffersonville
7:10 Independence Ct (Woodspring)
7:15 Bales/Leisure Way
7:30 **CESCMS/CHS**

Bus #2 – Mr. Tim Moriarity

7:35 Beechwood & Lynnwood
7:35 Beechwood & Maplewood
7:35 Beechwood & Flamingo
7:35 Beechwood & Rosewood
7:36 Beechwood & Lewis and Clark
7:39 Johnson Lane & Highland
7:39 Highland & McTavish Dr.
7:42 Providence Way (Store Lot)
7:43 Victory Ct
7:44 Beechwood & Idlewood
7:45 Idlewood & Idlewood Ct
7:45 Elmwood & Driftwood
7:45 1716 Driftwood
7:45 Idlewood & Elmwood
7:46 Altawood & Briarwood (North)
7:47 Altawood & Briarwood (South)
7:49 Altawood & Cliftwood
7:50 **CLARKSVILLE ELEMENTARY SCHOOL**

BUS #10 – Mr. Mike Cain

7:05 National & Pope (Northtown Terrace)
7:38 Marriott & Newman
7:38 Beckett & State
7:39 Beckett & S. Clark (Kratz)
7:40 Beckett & Virginia
7:40 Virginia & Winbourne
7:40 Main Street (TBD)
7:40 Sherwood & Winbourne
7:40 Sherwood & Sherwood Ct
7:44 Sherwood & Montgomery
7:44 Oak & Howard
7:45 Oak & Stansifer
7:45 Sunset & Norwood
7:46 Harrison & Sherwood
7:46 Harrison & Elm
7:50 **CLARKSVILLE ELEMENTARY SCHOOL**

Bus #6 – Mr. Bill Workman

K-12 Route AM Parkwood/Prosser

7:00 Greentree Blvd & Hastings
7:02 Greentree Blvd & Blackiston View
7:06 Byron & Marlowe
7:07 Marlowe & Tennyson
7:11 Spicewood & Teakwood
7:12 Spicewood & Redwood
7:13 1015 Hazelwood
7:14 Hazelwood & Tupelo
7:15 Parkwood & Lombardy
7:16 Parkwood & Birch
7:17 Parkwood & Redwood
7:18 Parkwood & Spicewood
7:30 **CES/CHS/CMS**

The times will vary on occasion due to traffic and or other unforeseen circumstances. Schedules and routes subject to change based on student count. Students assigned to one bus only. No guest riders or bus passes allowed.

Clarksville Middle & High School

20225-26 BUS SCHEDULE

****Please have your child at the designated bus stop 5 minutes before the scheduled time.**

UPDATED July 1, 2025

Bus #9 – Ms. Tabetha McCurdy

7:13	Brooks & Sherwood
7:14	Brooks & Marshall
7:15	Orchard & Andalusia
7:16	543 Andalusia
7:17	Andalusia & Appletree
7:18	Appletree & Accrusia
7:19	Wellington & Camden Ct (Cambridge)
7:20	Cambridge & Wellington Ct
7:22	Cambridge & Camden Ct
7:24	Yale Dr, Bldg 707 (River Chase)
7:25	Yale Dr, Bldg 702
7:30	CHS/CMS/RA

Bus #3 – Ms. Sis Ross

7:13	Randolph & Francis
7:15	Howard & Depauw
7:16	Howard & Park
7:17	Park & Stansifer
7:18	Park & Norwood6
7:20	Harrison & Loomis
7:21	Harrison & Agnew
7:22	Harrison & Fallsview
7:23	Harrison & Lynda
7:24	Bailey & Kenwood
7:25	Bailey & Francis
7:26	Francis & Lynda
7:30	CHS/CMS/RA

Bus #4 – Ms. Cindy Sebolt

7:13	Orchard & Kensington
7:14	Kensington & Keswick
7:15	Kensington & Longfield
7:16	Longfield & Evergreen
7:17	Evergreen & Sunnyside
7:17	Evergreen & Mayfair
7:18	Evergreen & Irving
7:19	Irving & Tucker (Olde Towne Apts.)
7:20	Tucker & Longfield
7:22	Harvard Turnaround #619 (River Chase)
7:24	Longfield & Princeton (River Chase)
7:25	Longfield & Dartmouth
7:30	CHS/CMS/RA

Bus #8 – Driver TBD (K-12)

7:05	Meijer – Jeffersonville
7:10	Independence Ct (Woodspring)
7:20	Bales/Leisure Way
7:30	CES/CMS/CHS
7:35	CHS to Ivy Tech

Bus #2 – Mr. Tim Moriarty

7:03	Beechwood & Lynnwood
7:04	Beechwood & Maplewood
7:05	Beechwood & Flamingo
7:05	Beechwood & Rosewood
7:06	Beechwood & Lewis and Clark
7:08	Johnson Lane & Highland
7:09	Highland & McTavish Dr.
7:10	Providence Way (Store Lot)
7:11	Victory Ct
7:12	Beechlawn & Idlewood
7:12	Idlewood & Idlewood Ct.
7:13	Idlewood & Elmwood
7:14	Idlewood & Briarwood
7:15	Briarwood & Elmwood
7:16	Altawood & Briarwood (North)
7:17	Altawood & Briarwood (South)
7:18	Altawood & Cliftwood
7:30	CHS/CMS/RA

Bus #10 – Mr. Mike Cain

7:10	Riddle & National (Northtown Terrace)
7:11	1610 National
7:11	1419 Francis
7:14	Marriott & Newman
7:16	Sherwood & Montgomery
7:17	Sherwood & Sherwood Ct
7:18	Sherwood & Winbourne
7:18	Main Street (TBD)
7:19	Beckett & S. Clark (Kratz)
7:21	Oak & Howard
7:22	Oak & Stansifer
7:23	Sunset & Norwood
7:24	Harrison & Sherwood
7:24	Harrison & Elm
	CHS/CMS/RA

Bus #6 – Mr. Bill Workman (K-12)

7:00	Greentree Blvd & Hastings
7:02	Greentree Blvd & Blackiston View
7:06	Byron & Marlowe
7:07	Marlowe & Tennyson
7:11	Spicewood & Teakwood
7:12	Spicewood & Redwood
7:13	1015 Hazelwood
7:14	Hazelwood & Tupelo
7:15	Parkwood & Lombardy
7:16	Parkwood & Birch
7:17	Parkwood & Redwood
7:18	Parkwood & Spicewood
7:35	CES/CHS/CMS
	CHS to RA to Prosser

Schedules and routes subject to change based on student count. The times will vary on occasion due to traffic and or other unforeseen circumstances.

Students assigned to one bus only. No guest riders or bus passes allowed.

ASSISTANCE



Curricular Materials/Charges

Clarksville Community Schools does not charge families for curricular materials. However, outstanding charges from previous years will still be billed. Additionally, any lost or damaged materials will be billed. These payments can be paid through the Campus Parent Portal.

FAMILY ASSISTANCE APPLICATIONS

At Clarksville Community Schools we strive to provide access and resources that benefit all students. Although meals and curricular materials are free, we HIGHLY encourage families to still fill out the assistance application on Infinite Campus. Completing this application ensures the district can continue to provide FREE breakfast and lunch to all students.

[CEP Application](#)

HOUSEHOLD SIZE	YEARLY	MONTHLY	WEEKLY
1	\$28,953	\$2,413	\$557
2	\$39,128	\$3,261	\$753
3	\$49,303	\$4,109	\$949
4	\$59,478	\$4,957	\$1,144
5	\$69,653	\$5,805	\$1,340
6	\$79,828	\$6,653	\$1,536
7	\$90,003	\$7,501	\$1,731
8	\$100,178	\$8,349	\$1,927
EACH ADDITIONAL PERSON	+\$10,175	+\$848	+\$196



Technology

Acceptable Use

At Clarksville we are proud to be a 1-to-1 school for devices, meaning every student receives a Chromebook for school use, and we want to ensure that our students have access to the best technology available. As part of our commitment to providing a quality learning environment, we would like to remind you of our Acceptable Use Policy for Chromebooks. The policy states in part:

“All Clarksville Community School Corporation (CCSC) students and staff are responsible for their actions and activities involving the school district’s computers, electronic devices, network and Internet services, and for their computer files, passwords and accounts.”

While the Chromebooks are free to use, any damage to the devices **will** incur a charge. We want to emphasize the importance of taking care of these devices so they may be used by future students. Please be reminded that it is your student’s responsibility to ensure that the devices are handled appropriately and they are monitoring them at all times. You can find the “Acceptable Use Policy” below, and we strongly encourage you to review it with your child to ensure everyone understands the guidelines for proper use.



CLARKSVILLE
COMMUNITY SCHOOLS



BREAKFAST & LUNCH



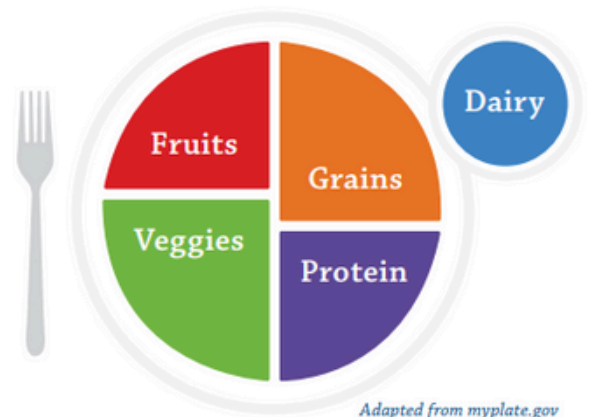
COMMUNITY ELIGIBILITY PROVISION

Clarksville Community Schools will continue to participate in the national school lunch and breakfast program called the Community Eligibility Provision (CEP) for the 2025-26 school year. Through the CEP, all students will receive a healthy breakfast and lunch at school **at no charge** to the student. A la carte food purchases and additional meals are not included in this program and must be paid for at the time of purchase.

For more information about daily menus, and to access the latest “Nutrition Nugget” publication, visit:

<https://www.clarksvilleschools.org/food-department/>

25-26 PRICES	
Breakfast	FREE
Lunch	FREE
Extras	VARIES



Adapted from myplate.gov

Athletics



Physicals:

Physicals for the 2025-2026 school year are now due. **Any** physical completed after April 1st, 2025 is good for the 2025-2026 school year.

Team & Practice Schedules:

All schedules can be found using Eventlink. Eventlink allows you to create an account for FREE. With your account, you are able to follow any sport you want to follow, allowing you to customize your notifications.

Registration



Registration for athletics is now on Infinite Campus. When you register your student for school, please be sure to complete the athletic pages.

Eventlink



Visit [Eventlink.com](https://eventlink.com) to create an account.

IMMUNIZATIONS

INDIANA 25-26 SCHOOL IMMUNIZATIONS



GRADE	REQUIRED	RECOMMENDED	
PRE-K	3 Hepatitis B 3 Polio 2 Hepatitis A	1 Varicella (Chickenpox) 1 MMR (Measles, Mumps & Rubella) 4 DTaP (Diphtheria, Tetanus & Pertussis)	Annual Influenza COVID-19 Haemophilus influenza b Pneumococcal conjugate
K-5	3 Hepatitis B 5 DTaP 4 Polio	2 Varicella 2 MMR 2 Hepatitis A	Annual Influenza COVID-19
6-11	3 Hepatitis B 5 DTaP 4 Polio 2 Varicella	2 MMR 2 Hepatitis A 1 MCV4 (Meningococcal) 1 Tdap (Tetanus, Diphtheria & Pertussis)	Annual Influenza 2/3 HPV (Human Papillomavirus) COVID-19
12	3 Hepatitis B 5 DTaP 4 Polio 2 Varicella	2 MMR 2 Hepatitis A 2 MCV4 1 Tdap	Annual Influenza 2/3 HPV 2 MenB (Meningococcal) COVID-19

HepB: The minimum age for the third dose of Hepatitis B is 24 weeks of age.

DTaP: Four doses of DTaP/DTP/DT are acceptable if fourth dose was administered on or after the fourth birthday.

Polio*: Three doses of Polio are acceptable for all grade levels if the third dose was given on or after the fourth birthday and at least six months after the previous dose. *For students in grades K-12, the final dose must be administered on or after the fourth birthday and be administered at least six months after the previous dose.

Varicella: Physician documentation of disease history, including month and year, is proof of immunity for children entering preschool through 12th grade. Parent report of disease history is not acceptable.

Tdap: There is no minimum interval from the last Td dose.

MCV4: Individuals who receive their first dose on or after their 16th birthday only need one dose of MCV4.

Hepatitis A: The minimum interval between first and second dose is six calendar months. Two doses are required for all grade level

For additional immunization information, visit: in.gov/health/immunization or call 1 (800) 701-0704 during normal business hours.



MEDICATIONS

TRANSPORTING MEDICATIONS

- Parent or guardian must sign medication consent form in advance.
- Must have the M.D. prescription label on the container.
- Original and most up-to-date container.

OVER THE COUNTER MEDICATIONS

- Must be in original container.
- Must have dosing information on package.
- Must be age appropriate (i.e., not adult Tylenol for a child).
- Parent or guardian must sign consent for school to administer.
- To carry medications at school (High School Only), the student must have:
 - Written documentation from M.D. of the medical condition and validation that student understands medicine use and misuse.
 - Medication consent form signed by parent or guardian.

TRANSPORTING MEDICATIONS

- **For grades K-8:** A parent or guardian must transport medications to/from school
- **For grades 9-12:** Students may transport their own medications with signed parental consent.



Low Cost or Free Internet Options

Indiana Connectivity Program

For households with no internet access availability or connection speeds under 25/3 Mbps. Register [here](#).

T-Mobile: Project 10 Million

It only takes 5 minutes to apply and you'll have it for 5 years. Plus, there are no annual fees or re-certifications.

Click [HERE](#) for more information.

AT&T's Access program

offers internet speeds up to 10 Mbps to eligible low-income families for \$5-\$10 per month. Use the link below to see if you qualify:

[ATT ACCESS PROGRAM](#)

Verizon

Verizon offers discount service through the federal [Verizon Forward Program](#).

Spectrum Internet Assist

is available exclusively to qualified households: [is available exclusively to qualified households](#).

PC for People

offers high speed 4G LTE internet service for as little as \$15 per month:

<https://www.pcsforpeople.org/low-cost-internet/>



For students without internet or cellular connection, datacasting may be an option. PBS stations across the state are sending out data through their broadcasts that may be received by equipment in a student's home. This service currently connects to LMS systems such as Canvas and Google Classroom to automatically send assignments to the student's home. Learn more about the datacasting program [here](#).



There are several internet access points on our campus, including the Renaissance Academy parking lot and the parking lot between Clarksville High School and Clarksville Elementary School.



Homeless Youth

Clarksville Community Schools Homeless Children and Youth Plan

If you live in any of the following situations:

- In a shelter
- In a motel or campground due to lack of accommodation
- In a car, park, abandoned building or bus/train station
- Doubled up with other people due to loss of housing or economic hardship

You may qualify for certain rights and protections under the federal McKinney-Vento Act.

**Please see the useful links
below:**

**Parent's Guide to Rights of
Homeless Children and Youth**

Homeless Parent Information

Homeless Youth Information



Contact

The Homeless Liaison for
Clarksville Community Schools is:
Scott Gardner
sgardner@clarksvilleschools.org
or call (812) 280-5015.

Clarksville Elementary School



Lisa Hawkins
Principal



(812) 282-1447



**700 Randolph Ave.
Clarksville, IN 47129**



CES



**Supply lists and important
dates:**

"Back to School" Link

Clarksville Middle School



Dr. Nikki Bullington
Principal



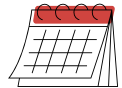
(812) 282-8235



**101 E Ettels Ln.
Clarksville, IN 47129**



CMS



**Supply lists and important
dates:**

"Back to School" Link

Clarksville High School



Dr. Adrienne Goldman
Principal



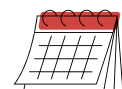
(812) 282-8231



**800 Dr. Dot Lewis Dr.
Clarksville, IN 47129**



CHS



**Supply lists and important
dates:**

"Back to School" Link